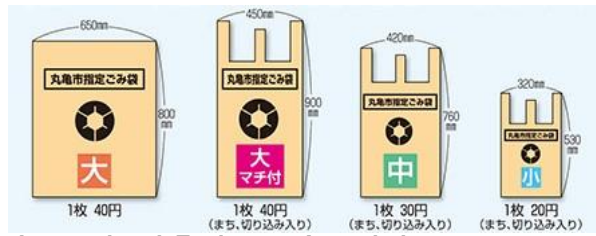


English
(英語)








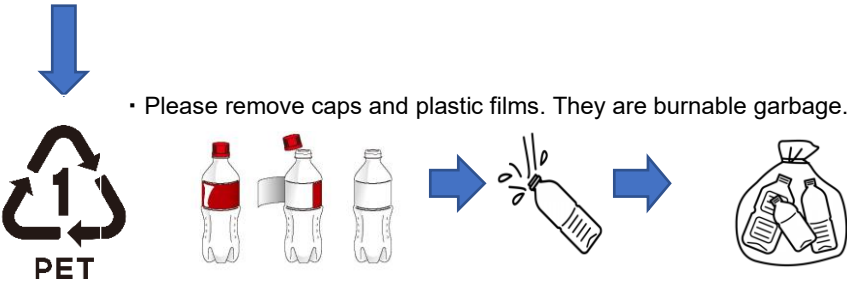
Marugame City Garbage Sorting Guide

Please place your garbage at the collection site by 8:30 a.m. of the designated garbage collection date.

Published and Edited by Marugame International Exchange Association



Use designated plastic garbage bags (available at supermarkets and convenience stores etc.) for burnable garbage and non-burnable garbage.

Garbage types	What are they?	Disposal methods
<p>Burnable garbage <i>Kanen gomi (Moeru gomi)</i></p> <p>※Please use designated plastic garbage bags.</p>  	<ul style="list-style-type: none"> • Kitchen waste (drain water from garbage well) • Waste paper • Styrofoam items such as food trays • Soft plastics, plastic wrap and paste tubes, etc. • Leather and rubber products such as bags and shoes (steel toe work shoes are Non-burnable garbage) • Yard trimmings • etc. 	<ul style="list-style-type: none"> • Food oil should be disposed by absorbing in cloth or paper. • Moisten cigarette butts and ash. • Wrap pointed objects with paper for avoiding get injured. • Cut long objects such as tree branches into 50cm long or shorter and put them into the designate garbage bag. • Please place your garbage bags at the collection site of burnable garbage by 8:30 a.m. on the designated date.
<p>Non-burnable garbage <i>Funen gomi (Moenai gomi)</i></p> <p>※Please use designated plastic garbage bags.</p>  	<ul style="list-style-type: none"> • Potteries, metal tableware (plates, cups) etc. • Kettles, pots, pans etc. • DVD, CD, plastic pens, hangers etc. • Hard plastic products • Buckets, washbowls, 18-liter square cans • Knives, blades, glasses, mirrors, light bulbs (Fluorescent lights are recyclable garbage) • etc. 	<ul style="list-style-type: none"> • Wrap sharp objects (broken glasses, razor or cutter blades etc.) with paper before putting them into a garbage bag. • Please place your garbage bags at the collection site of non-burnable garbage by 8:30 a.m. on the designated date.
<p>Plastic "PET" bottles</p> 	<ul style="list-style-type: none"> • Plastic bottles with "PET" recycling symbol (Other plastic bottles are non-burnable garbage) • Please remove caps and plastic films. They are burnable garbage. 	<ol style="list-style-type: none"> ① Remove caps and plastic films (←burnable garbage) ② Rinse plastic bottles and drain water well. ③ Put PET bottles into transparent/semi-transparent plastic bags. You do not have to use the designated garbage bags. ④ Please place your plastic bags of PET bottles at the collection site of recyclable garbage by 8:30 a.m. on the designated date.

Recyclable Garbage
Shigen Gomi



- ☆Cans: Rinse them before recycling.
Separate cans steels (スチール) and aluminums (アルミ) .
- ☆Glass Bottles: Remove caps and rinse bottles before recycling. Separate them by color and place them into the designated plastic cartons.
- ☆Cloth/Fabrics (Clothes etc.): Put them into a transparent/semi-transparent plastic bag.
There is no collection of cloth/fabrics on rainy days.
- ☆Futon, padded mattresses and blankets are recyclables.
- ☆Paper waste (Newspapers and cardboard boxes etc.): Separate and tie them up for recycling.
(Paper waste will be collected on rainy days.)
- ☆Dry cell batteries, umbrellas, lighters and florescent tubes and bulbs are recyclables.

Separate by color

Put into plastic bags

Stick duct tape on in order to let out the remained gas.

Large-Sized Waste
Sodai Gomi

(Items cannot be held in the designated plastic bag.)



☆Small electric appliances such as cell phones, hair driers, electric fans, cleaners are collected at the city hall for free.

- ☆Large-sized waste collection charges a service fee.
 - ①Contact at the large-sized waste collection service center 0877-58-7455.
Make a reservation of the collection truck.
 - ②Buy large-sized waste collection stickers. ↓

You can buy the stickers at supermarkets and convenience stores which has this sign.
 - The service fee varies depending on the type of waste (700yen/500yen/300yen).
 - ③Write your name and the collection date on the stickers and stick them on the items.
 - ④Place the items on the designated site by 8:30a.m. of the collection date. (They will be collected on rainy day too).
 - ⑤The municipal truck will come to pick up the items. (You do not have to be at the collection site.)
 - ⑥Large-sized waste without the sticker cannot be collected.

- ☆When disposing of a bed...
If the mattress contains bed springs, Please be sure to remove them before disposing of. (Bed springs will be collected with mattress.)

Remove bed springs from the mattress.
- ☆Air conditioners, televisions, washing machines, dryers, refrigerators and freezers cannot be collected and disposed by Marugame City due to the Home Appliance Recycling Act. Ask the shop where you bought the item if they can take it. If not, you can ask the waste management division of Marugame City Hall.

If you have any questions regarding garbage sorting, please contact at Marugame City Hall.



Free app. "Garbage and Waste Sorting Guide" is available in English/Spanish and Chinese

- English version is available for the smartphone which language setting is in Japanese or English.
- Spanish version is available for the smartphone which language setting is in Spanish.
- Chinese version is available for the smartphone which language setting is in Chinese.



iPhone



Android